



Speed Spelling



A fast-paced spelling game.
Race to build the most words before the timer runs out...
when it does, pass your letters along to the next player!

Contents


• 17 picture cards • 67 letter cards • 1 timer

Setting up the game

Spread the letter cards on the table, face downwards.

Place the picture cards in a central pile, face downwards.

Place the timer where everyone can reach it.



Or download the **FREE** Orchard Toys app to your Apple or Android device for a fun themed timer!*



No internet connection required once installed
No in-app purchases or registration required
For support email
app@orchardtoys.com

* If using, set the timer to 35 seconds, or a little longer for younger players.

1 Take a picture card


The youngest player begins.
Take a picture card from the top of the pile and start the timer.



2 Find the letters to spell the word

Turn over letter cards one at a time to find letters in the correct order to spell your word. Return any letters you do not need to the table, face downwards.

E.g. If your word is 'dog', find the letters 'd', 'o' and 'g' in order and link them to your picture card as you do so.




If you complete a word before the timer runs out, keep it and then take the next picture card from the pile to start spelling another word.

3 When the timer runs out



Keep your completed words but pass your unfinished word to the next player.

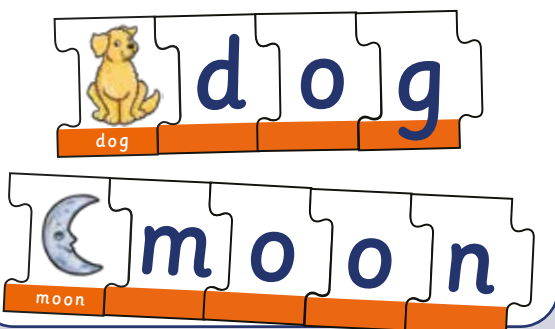
They can reset the timer and try to find the remaining letters to complete it.



The game continues until all the picture cards have been used.

4 The winner

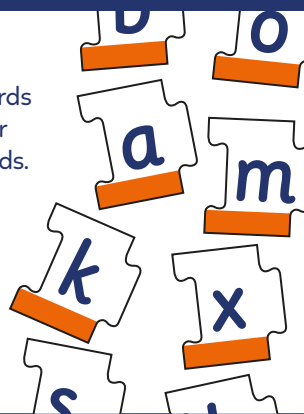
The winner is the player who has correctly spelled the most words.



For an easier game

For an easier game, spread the letter cards **face upwards**, rather than face downwards.

Play as above, trying to spot each letter on the table rather than turning them over.



You could also use the letter and word cards as a simple spelling or phonics activity.