





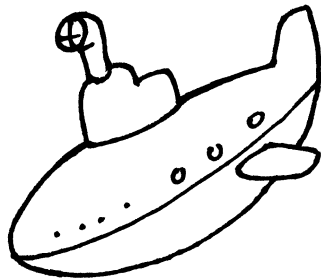
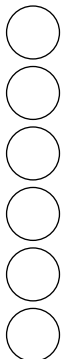

Повторете пунктираните линии и оцветете рисунката.




Оцветете излишната рисунка.









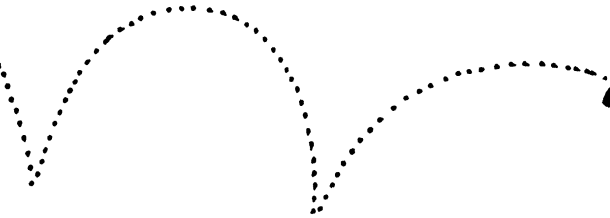








Произнесете на глас името на всеки предмет, след това оцветете толкова кръгчета, колкото срички има във всяка дума.




Можете ли да повторите пунктираните линии, без да прекъсвате и без да вдигате молива от листа?



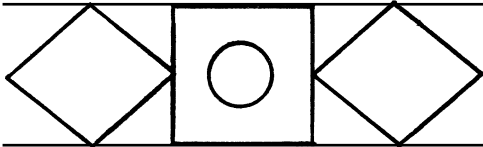
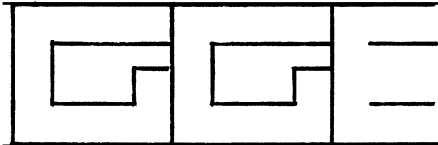
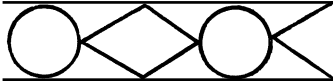
Проследете пътя на кончетата, като повторите пунктираните линии, без да прекъсвате и без да вдигате молива от листа.



Довършете рисунките, като свържете последователно първо цифрите при квадратчетата от 1 до 10, а след това цифрите при точките от 1 до 10.




Довършете верижките, като рисувате показаните мотиви.



Свържете всяка цифра с подходящата групичка предмети.

3



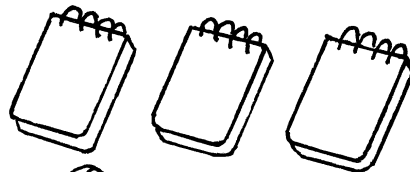
5



2



1



4

